How Type 1 Diabetes Diagnosis Can Impact Everyday Life

This infographic summarizes survey data* about the impact that families across the Nordic countries have felt when being diagnosed with autoimmune Type 1 Diabetes (T1D).

In line with findings in the scientific literature,[1-10] it is found that autoimmune T1D diagnoses can take a toll on entire families.

The majority of people who have responded to this survey have had a wide array of negative experiences from the disruption to everyday life that was caused by autoimmune T1D diagnosis.

There is a substantial emotional impact on people diagnosed with autoimmune T1D.

What emotions do people remember feeling when they

themselves, their partner, or their child was diagnosed with autoimmune T1D?

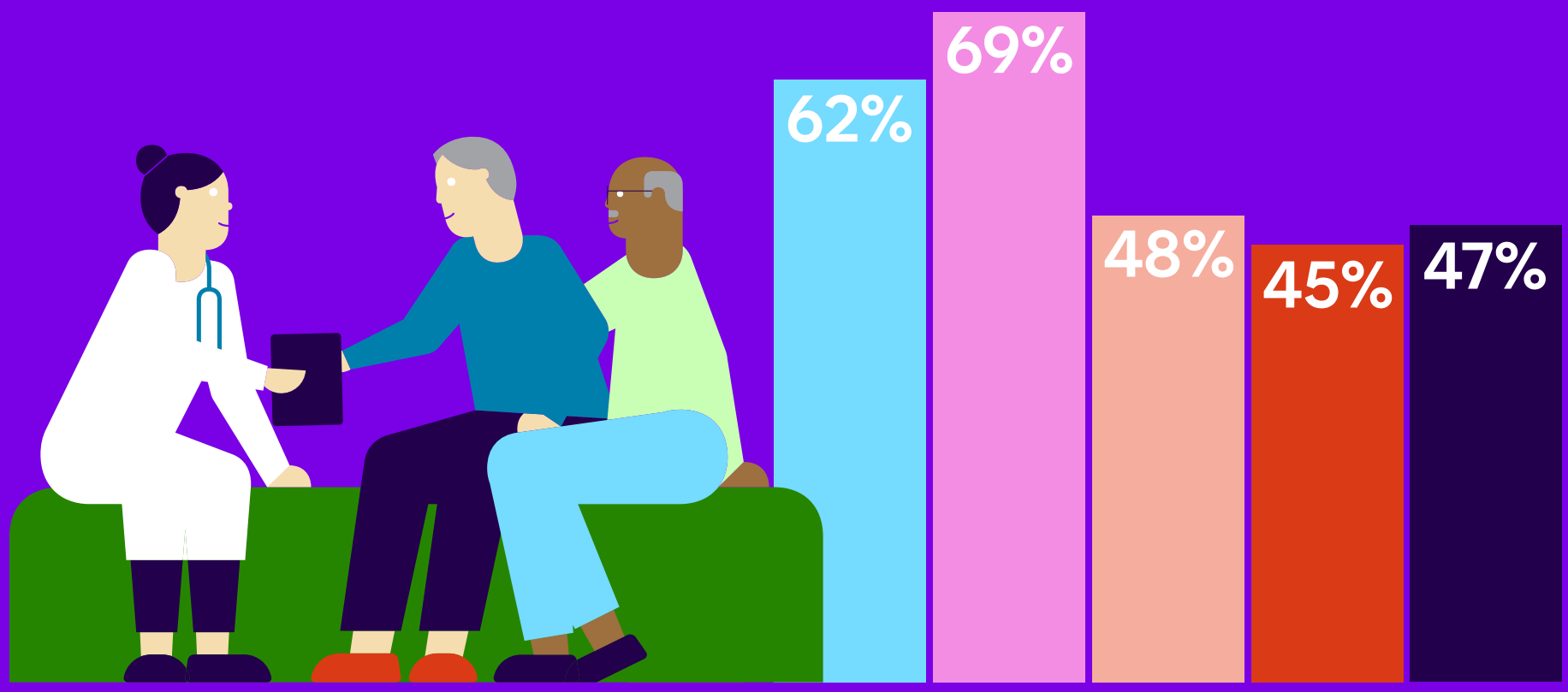

Sad | Worried about the future | Scared | Stressed | Shock

Many people feel that the early days of being diagnosed with autoimmune T1D pose challenges of reorganizing daily life, and 1 in 2 feel well-supported by HCPs.

What characterized the early days for families as they began life with autoimmune T1D?

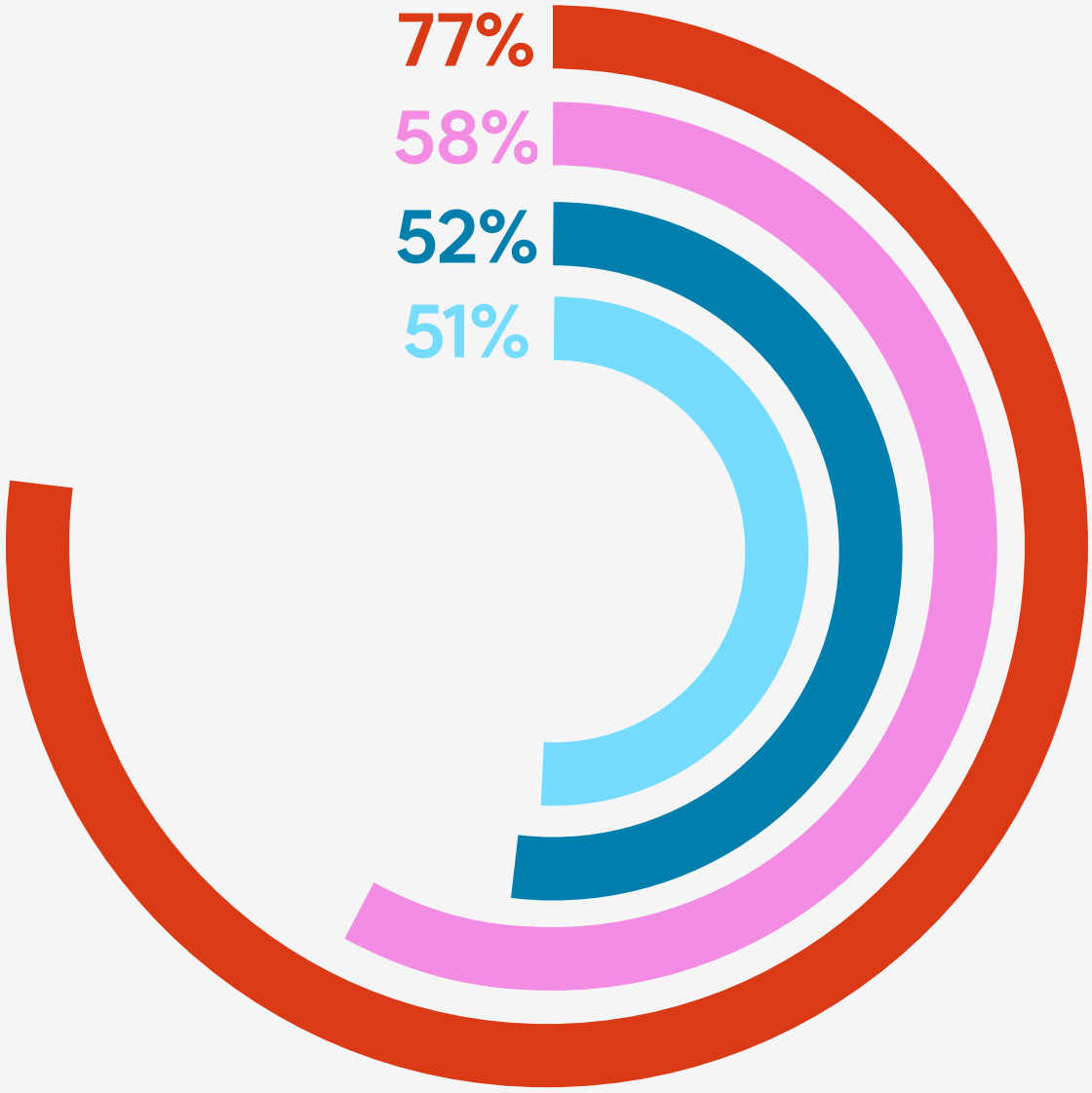

Re-arranging everyday life

An emotional period

Uncertainty and a lot of changes

Received good support from HCPs

In the lives of the newly diagnosed, the biggest changes are dietary adjustments, sleep disturbances, and adjustments to social life.

Which parts of the family's life were significantly changed after getting diagnosed with autoimmune T1D?

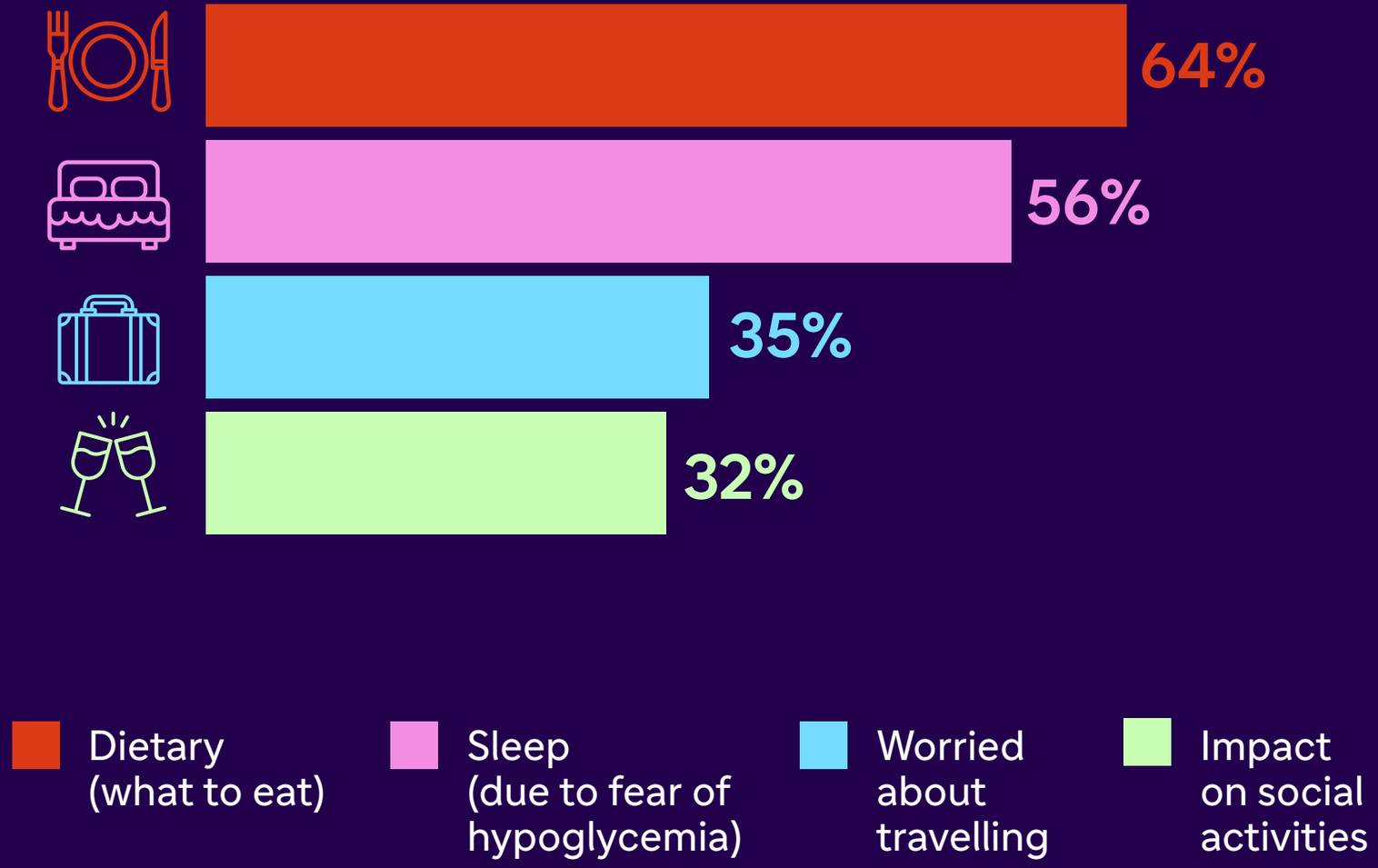

If it was a possibility to have other family members tested for risk of developing autoimmune T1D, the majority of people who have firsthand experience of diagnoses answer:

Yes, I believe that would be beneficial to know

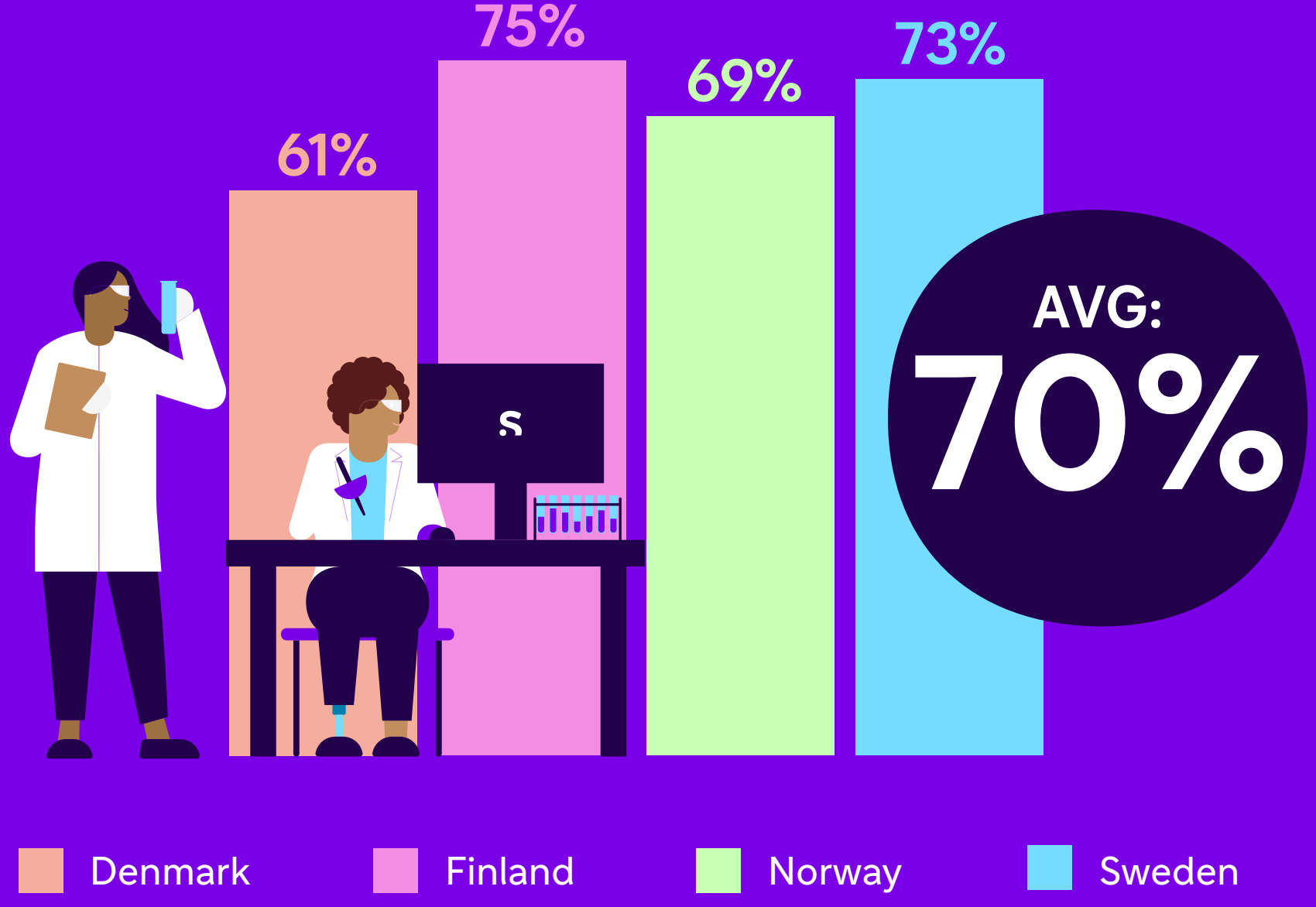

Disclaimer

* Present infographic is produced based on data collected by Sanofi via Facebook ads linking to a survey questionnaire. The respondents who supplied the data are anonymous volunteers with non-validated, personal experiences of diagnoses for autoimmune Type 1 Diabetes. The voluntary self-reporters of this survey data reside in the following countries: Denmark: 116 | Finland: 265 | Norway: 267 | Sweden: 576 (total respondents: 1,224)

References

1. Rikos N, et al. (2022) NursRep. 12(3)564-573
2. Eilander MMA et al., (2015) BMC Pediatrics Vol. 15, article number 82
3. Tack CJ et al., (2018) JMIR Diabetes Oct-Dec 3(4) e17
4. Erin Digitale Scopeblog Stanford. [2017-11-29] http://scopeblog.stanford.edu/2014/05/08/new-research-keeps-diabetics-safer-during-sleep/ (Accessed 12 June, 2024)
5. Rankin D et al. (2014) - Pediatric Diabetes, vol. 15, issue 8, pp543-610
6. Nieuwesteeg A et al., (2016) Diabetic Medicine June 2017, vol. 34, issue 6, pp741-867
7. Narendran P. Diabetologia. 2018 62(1) 24-27
8. Phillip et al. (2024) ADA & EASD, Consensus Guidelines
9. Smith LB, et al. Pediatr Diabetes. 2018 19(5) 1025-1033
10. Hummel et al. (2023) Diabetologia, Vol. 66, pp. 1633–1642

MAT-NO-2400259-V1.0-Jul2024